

Emerald Resources NL

Noosa Mining Investor Conference

July 2024



Presentation Disclaimer



DISCLAIMER

These presentation materials and the accompanying verbal presentation (together, the Presentation Materials) have been prepared by Emerald Resources NL (Emerald or the Company) as at 17 July 2024 and statements are current only as at that date. Information in the Presentation Materials remains subject to change without notice. The Company has no responsibility or obligation to inform you of any matter arising or coming to its notice, after the date of this document, which may affect any matter referred to in this document. By receiving the Presentation Materials, you acknowledge and represent to the Company that you have read, understood and accepted the terms of this disclaimer. It is the responsibility of all recipients of these Presentation Materials to obtain all necessary approvals to receive these Presentation Materials and receipt of the Presentation Materials will be taken by the Company to constitute a representation and warranty that all relevant approvals have been obtained.

NOT AN OFFER

These Presentation Materials are for information purposes only. The Presentation Materials do not comprise a prospectus, product disclosure statement or other offering document under Australian law (and will not be lodged with the Australian Securities and Investments Commission) or any other law. The Presentation Materials also do not constitute or form part of any invitation, offer for sale or subscription or any solicitation for any offer to buy or subscribe for any securities nor shall they or any part of them form the basis of or be relied upon in connection therewith or act as any inducement to enter into any contract or commitment with respect to securities. In particular, these Presentation Materials do not constitute an offer to sell or a solicitation to buy, securities in the United States of America.

NOT INVESTMENT ADVICE

The Presentation Materials are not investment or financial product advice (nor tax, accounting or legal advice) and are not intended to be used for the basis of making an investment decision. Recipients should obtain their own advice before making any investment decision.

SUMMARY INFORMATION

The Presentation Materials do not purport to be all inclusive or to contain all information about the Company or any of the assets, current or future, of the Company. The Presentation Materials contain summary information about the Company and its activities which is current as at the date of the Presentation Materials. The information in the Presentation Materials is of a general nature and does not purport to contain all the information which a prospective investor may require in evaluating a possible investment in the Company or that would be required in a prospectus or product disclosure statement or other offering document prepared in accordance with the requirements of Australian law or the laws of any other jurisdiction, including the United States of America.

While reasonable care has been taken in relation to the preparation of the Presentation Materials, none of the Company or its directors, officers, employees, contractors, agents, or advisers nor any other person (Limited Party) guarantees or makes any representations or warranties, express or implied, as to or takes responsibility for, the accuracy, reliability, completeness or fairness of the information, opinions, forecasts, reports, estimates and conclusions contained in this document. No Limited Party represents or warrants that this document is complete or that it contains all information about the Company that a prospective investor or purchaser may require in evaluating a possible investment in the Company or acquisition of shares in the Company. To the maximum extent permitted by law, each Limited Party expressly disclaims any and all liability, including, without limitation, any liability arising out of fault or negligence, for any loss arising from the use of or reliance on information contained in this document including representations or warranties or in relation to the accuracy or completeness of the information, statements, opinions, forecasts, reports or other matters, express or implied, contained in, arising out of or derived from, or for omissions from, this document including, without limitation, any financial information, any estimates or projections and any other financial information derived therefrom.

FORWARD LOOKING STATEMENTS

Certain statements contained in the Presentation Materials, including information as to the future financial or operating performance of the Company and its projects, are forward looking statements. Such forward looking statements involve known and unknown risks, uncertainties, assumptions and other important factors, many of which are beyond the control of the Company and which may cause actual results, performance or achievements to differ materially from those expressed or implied by such statements. Forward looking statements are provided as a general guide only, and should not be relied on as an indication or guarantee of future performance. Given these uncertainties, recipients are cautioned to not place undue reliance on any forward looking statement. Subject to any continuing obligations under applicable law, the Company disclaims any obligation or undertaking to disseminate any updates or revisions to any forward looking statements in this document to reflect any change in expectations in relation to any forward looking statements or any change in events, conditions or circumstances on which any such statement is based.

ADDITIONAL INFORMATION

The Presentation Materials should be read in conjunction with Emerald's other periodic and continuous disclosure announcements lodged with the ASX, which will be available on Emerald's website.

The Presentation Materials contains information extracted from the following ASX market announcements:

- Quarterly Activities Report dated 28 April 2017;
- Quarterly Activities Report dated 26 July 2017;
- Quarterly Activities Report dated 29 January 2021;
- Exploration Results Continue to Demonstrate Strong Potential dated 29 July 2022;
- Significant Gold Exploration Results at Okvau and Bullseye dated 7 October 2022;
- Significant Gold Exploration Results at Bullseye and Memot dated 31 January 2023;
- Significant Exploration Results Continue at EMR Prospects dated 28 April 2023;
- Significant Exploration Results Continue at EMR Prospects dated 4 July 2023;
- Okvau Mineral Resource and Ore Reserve Update dated 31 August 2023;
- Significant Exploration Results Continue at EMR Prospects dated 30 October 2023;
- Significant Exploration Results Continue at EMR Prospects dated 24 January 2024;
- Significant Exploration Results Continue at EMR Prospects dated 18 April 2024; and
- Quarterly Report dated 29 April 2024.

COMPETENT PERSONS STATEMENT

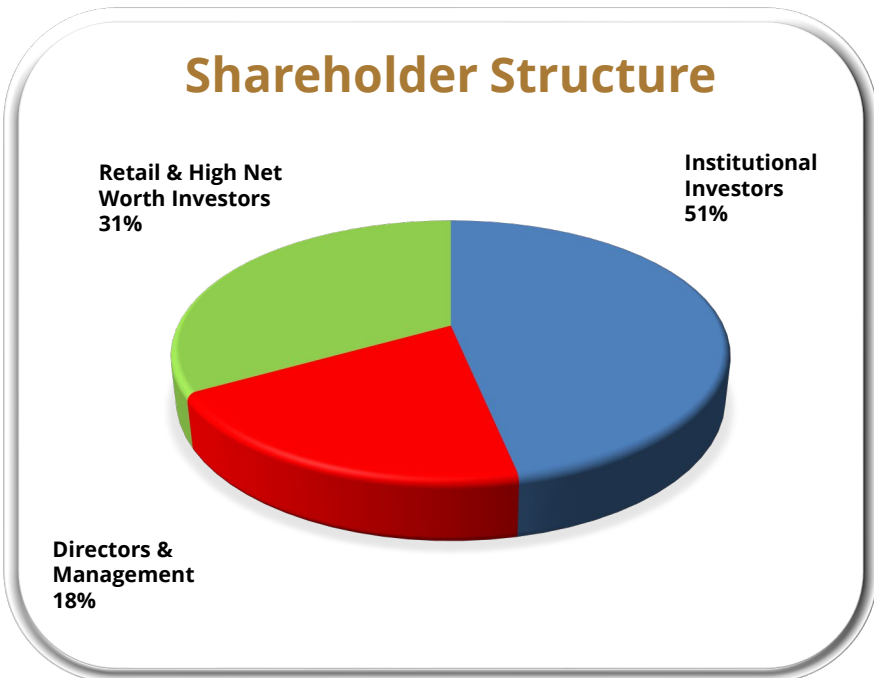
The information in the Presentation Materials relating to exploration results, exploration targets, mineral resources and ore reserves has been reported by the Company in accordance with the 2012 Edition of the 'Australasian Code for Reporting of Exploration results, Mineral Resources and Ore Reserves' (JORC Code) previously (refer to the Company announcements noted above released on 28 April 2017, 26 July 2017, 29 January 2021, 29 July 2022, 7 October 2022, 31 January 2023, 28 April 2023, 4 July 2023, 31 August 2023, 30 October 2023, 24 January 2024, 18 April 2024 and 29 April 2024).

The Company confirms that it is not aware of any new information as at the date of the Presentation Materials that materially affects the information included in the Presentation Materials and that all material assumptions and technical parameters underpinning the estimates in the Company's previous announcements continue to apply and have not materially changed.

Why Invest in Emerald?

KEY TAKEAWAY: Organic pathway to become a multiple mine, +300koz pa gold producer with no further dilution to shareholders

<p>RIGHT TEAM</p>	<ul style="list-style-type: none"> ▪ Board and management team - development and operation - with a history of delivery: <ul style="list-style-type: none"> - A history of success spanning ~ 30 years; - In house development team delivered 5 projects in Australia, Cambodia and Ivory Coast in past 15 years; - All 5 projects delivered on time and on budget. ▪ Board and management aligned with shareholders.
<p>PRODUCING ASSET WITH GOLD EXPOSURE</p>	<ul style="list-style-type: none"> ▪ Okvau Gold Mine (100%) – producing asset with robust cash flows: <ul style="list-style-type: none"> - Produced 311koz at AISC of <US\$800/oz to June 2024 since commissioning in Sept 2021 (Project to 30 June 2024: 324koz); - Okvau pre-tax operating cash flow of circa A\$220 million for the FY2024; - Record full year production of 114koz of gold for FY2024 with AISC in low US\$800s/oz. ▪ Unhedged gold resources with a clear pathway to short term resource growth.
<p>ORGANIC GROWTH</p>	<ul style="list-style-type: none"> ▪ Australia: <ul style="list-style-type: none"> - Two projects with 1,200 km² of prospective tenure; - Dingo Range Gold Project 800km² of tenure covering entire Dingo Range Greenstone Belt; - Feasibility studies continue in advance of investment decision late 2024. ▪ Cambodia: <ul style="list-style-type: none"> - Memot Gold Project – Second Cambodian operation <ul style="list-style-type: none"> High grade second operation Updated resource (interim) on track for delivery 2nd half calendar 2024 Development aimed for 2025 - Okvau reserve expansion; - Okvau near mine – Okvau North, Samnang, Preak Klong and Antrong.



Significant Shareholders¹

Van Eck Associates Corporation	10.3%
BlackRock Group	6.3%
Morgan Hart	6.0%
Tazga Two Pty Ltd	5.6%
T. Rowe Price Associates, Inc	5.5%
Other EMR Directors and Management	~6%
Institutional Investors	~51%

¹ As at 28 June 2024.

Capital Structure

ASX Code	EMR
Shares on Issue	656.1M
Share Price	\$4.01¹
Market Cap (undiluted)	A\$2.6B

¹ Share Price as at 16 July 2024. There are also 12.8M unlisted options on issue with exercise prices ranging from \$0.53 to \$3.70

Board & Management

Jay Hughes, Non-Executive Chairman

Morgan Hart, Managing Director

- 34 years exploration, development and production experience.

Mick Evans, Executive Director

- Managed the construction of five gold plants in Australia, Cambodia and Ivory Coast in the past 15 years.

Simon Lee AO, Non-Executive Director

Ross Stanley, Non-Executive Director

Billie J Slott, Non-Executive Director

Michael Bowen, Non-Executive Director

Mark Clements, Company Secretary

Bernie Cleary, Operations Manager



Key Assets – producing mine with two more to build



Okvau Gold Mine
(Emerald – 100%)

- Producing asset with robust cash flows;
- Produced 311koz to Jun 2024 since commissioning in Sept 2021 (Project to date: 324koz);
- AISC of <US\$800/oz since commissioning to Jun 2024;
- Okvau pre-tax operating cash flow of circa A\$220million for FY 2024;
- Record full year production of 114koz of gold for FY2024 with AISC in low US\$800s/oz;

Dingo Range Gold Project
(Emerald – 100%)

- 800km² of tenure covering the entire Dingo Range Greenstone Belt;
- One of the few remaining under-explored greenstone belts in Western Australia;
- Feasibility studies continue in advance of investment decision late 2024;
- Additional resource/reserves 2nd half calendar 2024 to underpin studies;
- Aim to commence development activities late 2024.

Memot Gold Project
(Emerald – 100%)

- Potential second high-grade Cambodian operation;
- Stage 1 Maiden Open Pit Inferred Resource of 8Mt @ 1.84g/t Au for 470koz delivered based on 19,217m of drilling, Stage 2 program of 50,000m underway;
- Updated resource (interim) on track for delivery 2nd half calendar 2024;
- Aim to commence development activities in 2025.

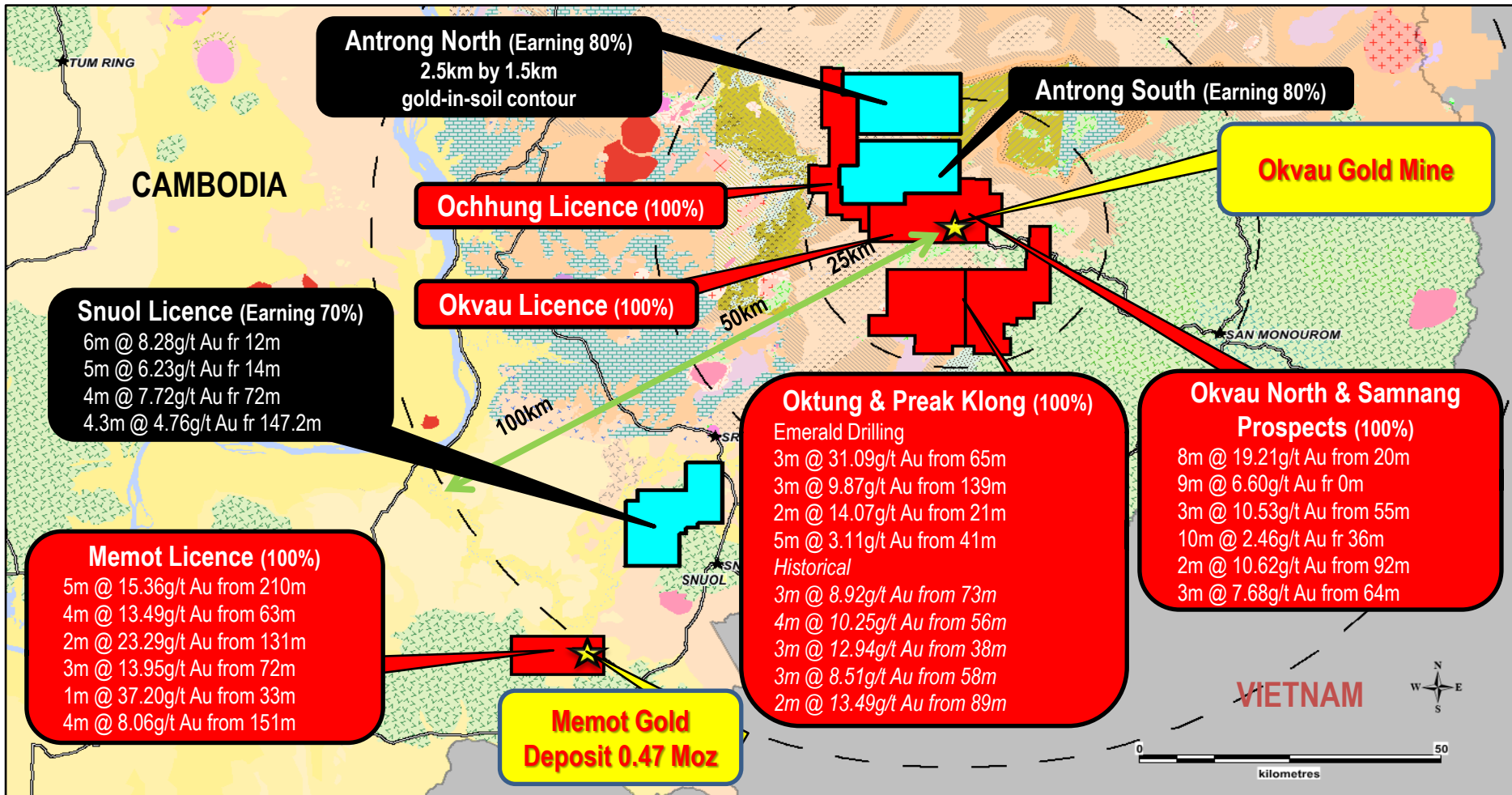


Cambodian Growth

- Okvau reserve expansion;
- Okvau underground;
- Okvau near mine:
 - Okvau North;
 - Samnang;
 - Preak Klong;
 - Antrong
- Memot – potential high grade second Cambodian operation;
- Regional exploration potential – 1,428 km² of prospective tenure.

Cambodian Growth Potential

- Dominant land position of 1,428 km² covering a north-west trending zone of granitoid intrusions;
- Multiple Gold occurrences with direct associations with intrusions with pathfinder multi-elements (bismuth, arsenic, tellurium).



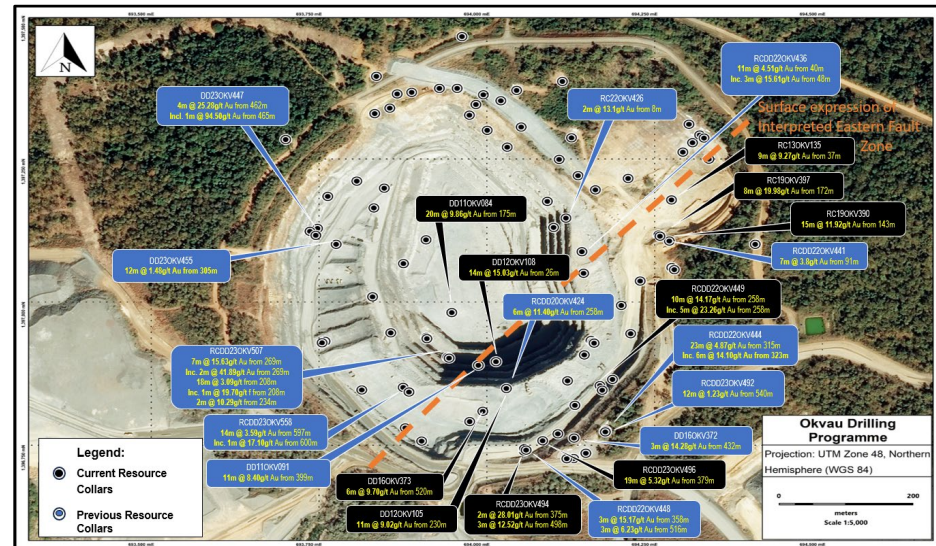
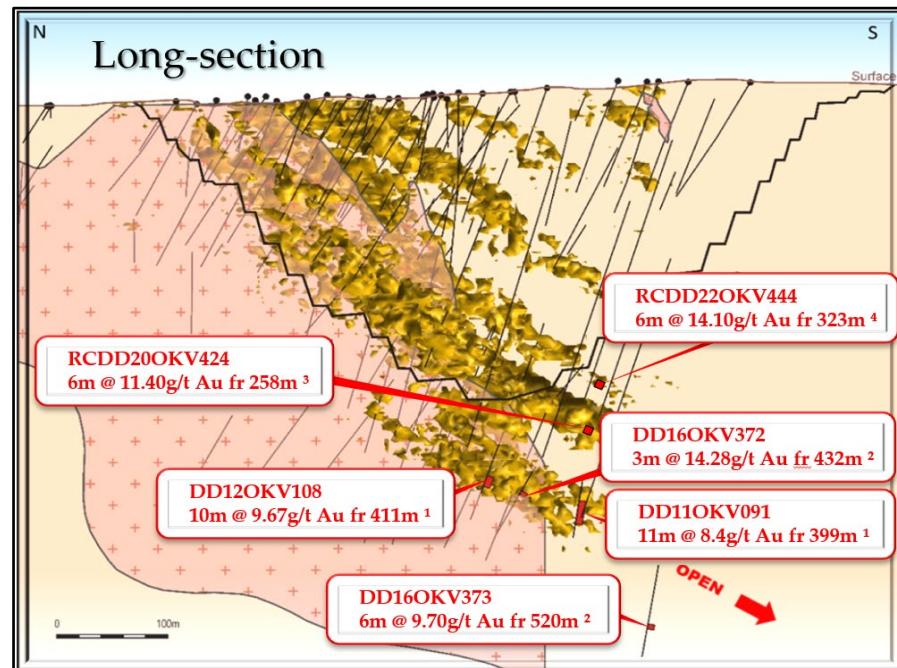
Refer to the Company's ASX Announcements 18 April 2024, 30 October 2023, 4 July 2023, 28 April 2023, 29 April 2022, 31 January 2022, 4 February 2013 and 17 August 2012.

Southern Eastern Depth Extension

- 10m @ 9.67g/t Au from 411m (DD12OKV108);
- 11m @ 8.40g/t Au from 399m (DD11OKV091);
- 6m @ 14.10g/t Au from 323m (RCDD22OKV444);
- 6m @ 11.40g/t Au from 258m (RCDD20OKV424);
- 6m @ 9.70g/t Au from 520m (DD16OKV373);
- 2m @ 28.01g/t Au from 375m (RCDD23OKV494);
- 3m @ 14.28g/t Au from 432m (DD16OKV372).

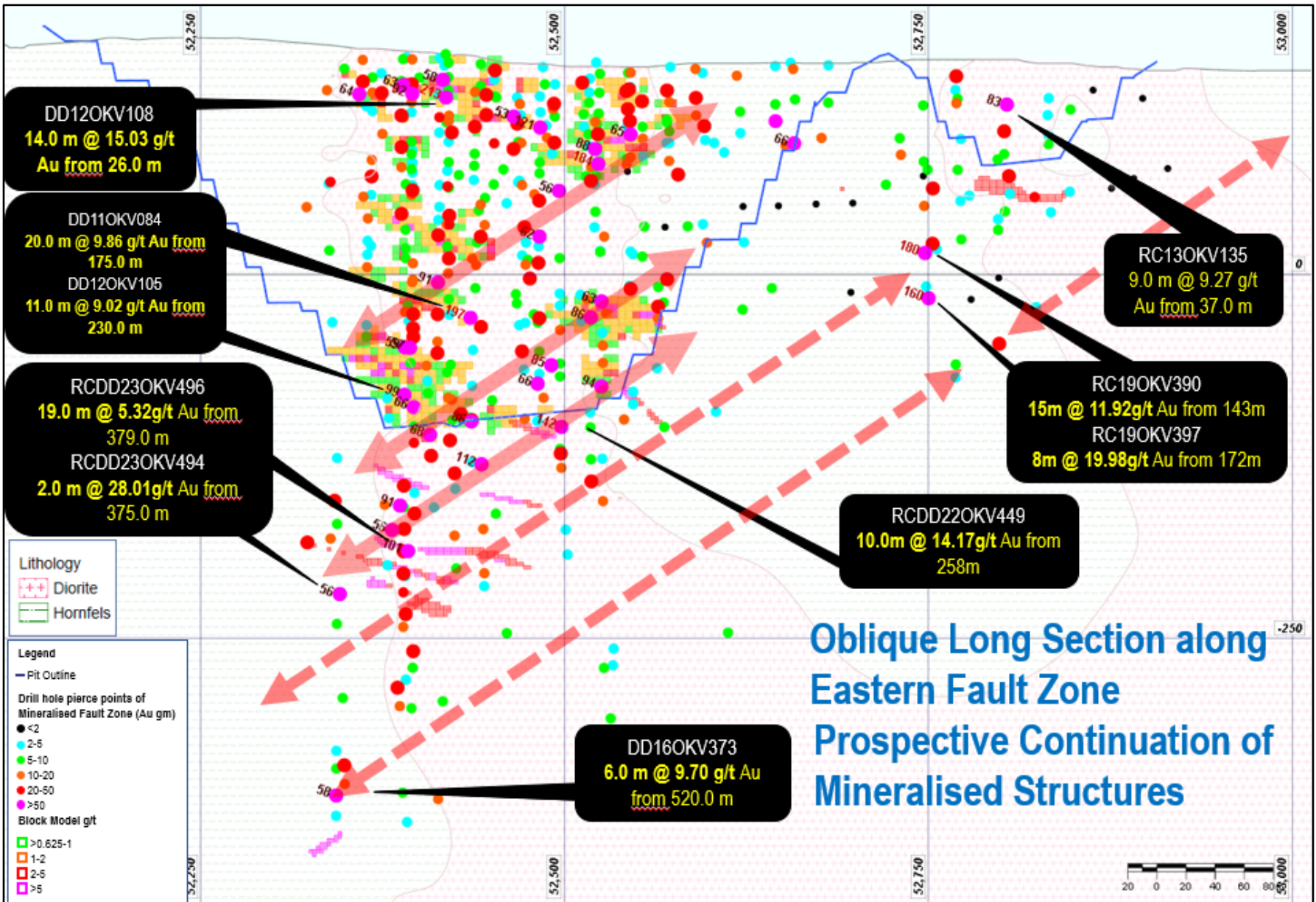
Eastern Feeder Zone Mineralisation

- 9m @ 9.27g/t Au from 37m (RC13OKV135);
- 15m @ 11.92g/t Au from 143m (RC19OKV390);
- 8m @ 19.98g/t Au from 172m (RC19OKV397);
- 10m @ 14.17g/t Au from 258m (RCDD22OKV449);
- 6m @ 9.70g/t Au from 520m (DD16OKV373);
- 19m @ 5.32g/t Au from 379m (RCDD23OKV496);
- 2m @ 28.01g/t Au from 375m (RCDD23OKV494);
- 20m @ 9.86g/t Au from 175m (DD11OKV084);
- 11m @ 9.02g/t Au from 230m (DD12OKV105);
- 14m @ 15.03g/t Au from 26m (DD12OKV108).



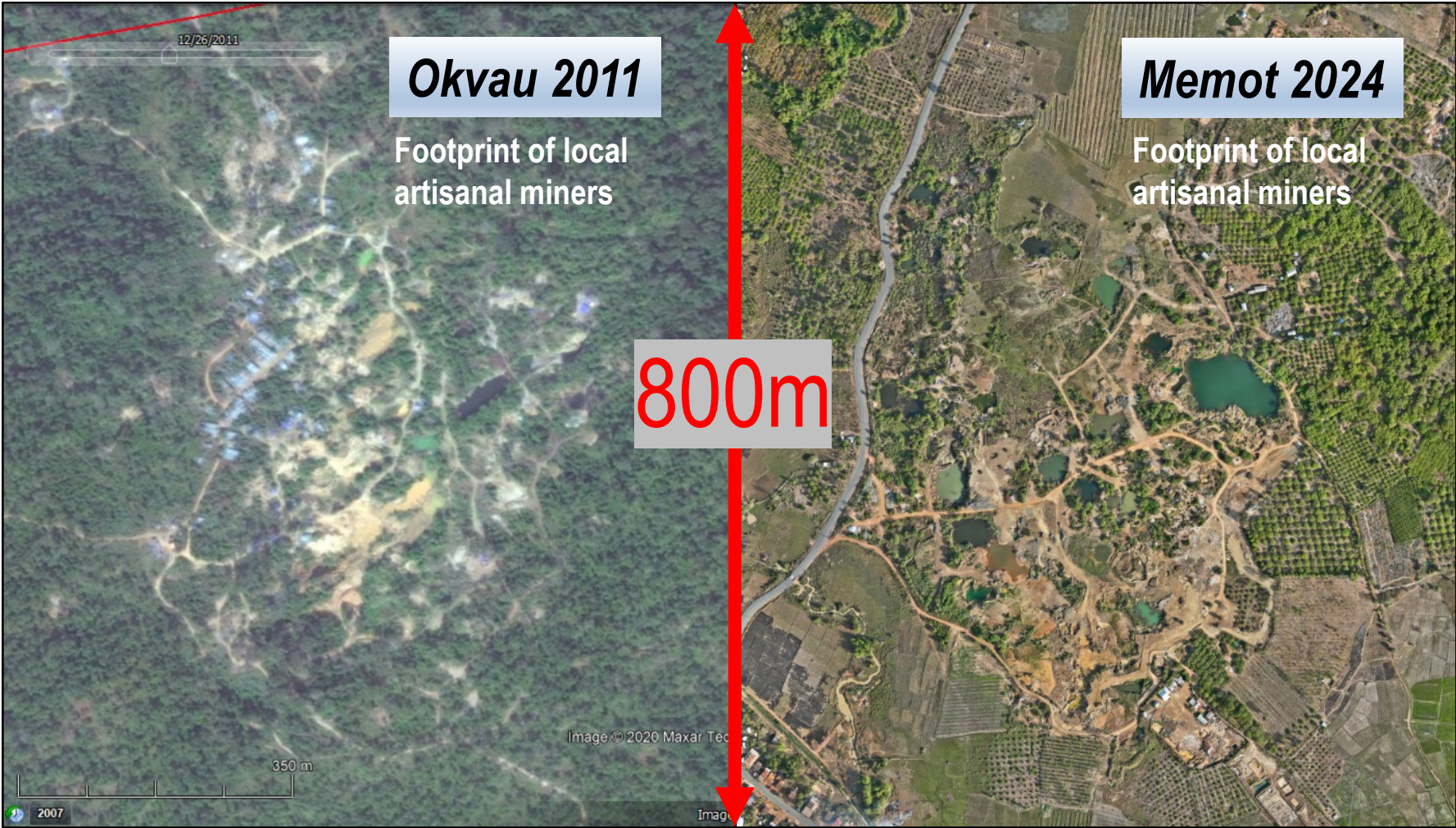
Reference is made to the Company's ASX releases dated 18 April 2024, 30 October 2023, 4 July 2023, 28 April 2023, 31 January 2023, 31 October 2022, 7 October 2022, 28 July 2022, 29 January 2021, 2 July 2019, 26 July 2017, 28 April 2017 and Renaissance Minerals Limited 19 September 2012.

Okvau Resource Growth

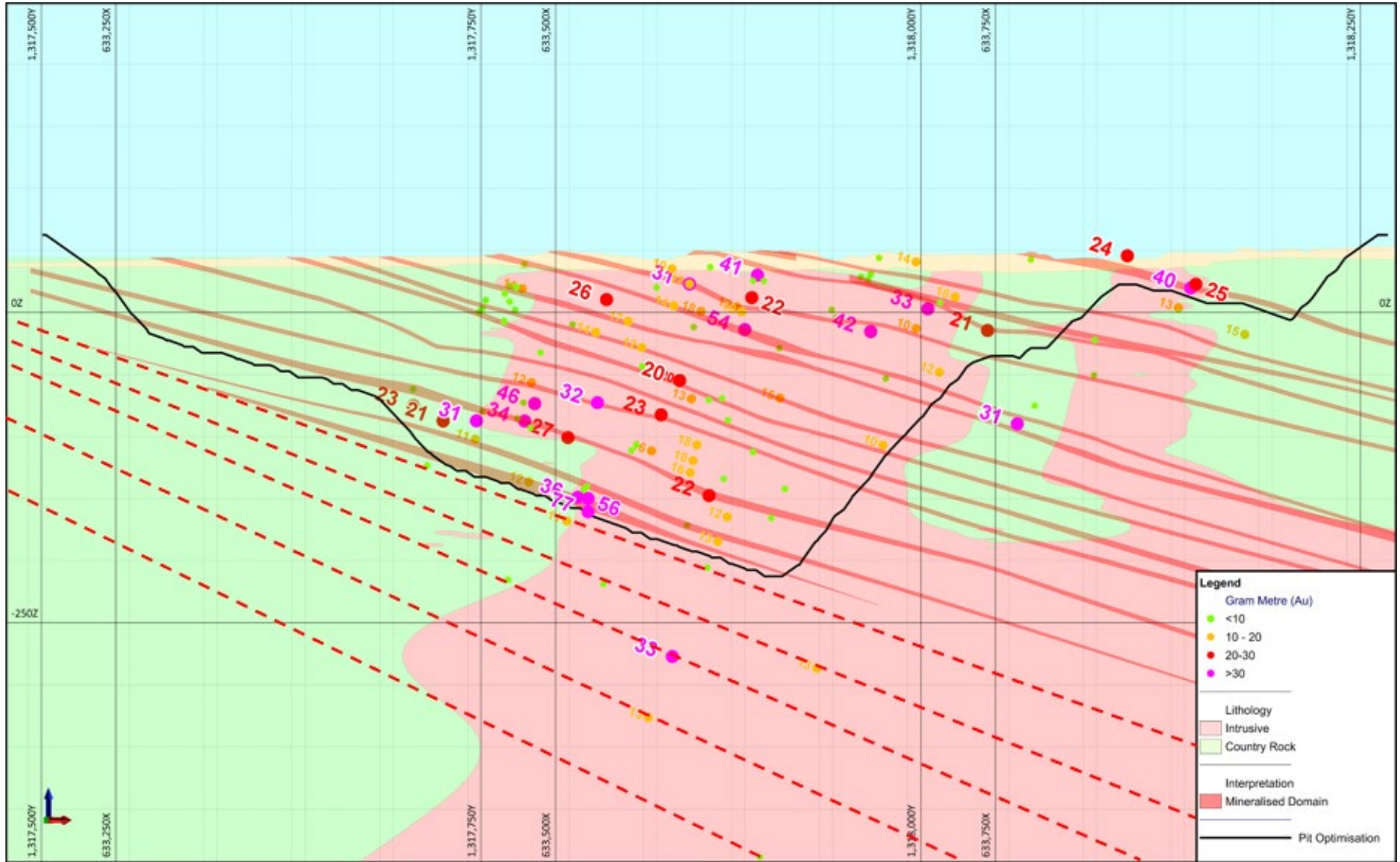


Reference is made to the Company's ASX releases dated 18 April 2024, 30 October 2023, 4 July 2023, 28 April 2023, 31 January 2023, 31 October 2022, 7 October 2022, 28 July 2022, 29 January 2021, 2 July 2019, 26 July 2017, 28 April 2017 and Renaissance Minerals Limited 19 September 2012.

Memot Gold Project – Potential High Grade Second Operation



Memot Gold Project – Potential High Grade Second Operation



		Scale is Approximate 50 0 50m	Plot Date 15-Jul-2024	Sheet 1 of 1
		Plot File: Vlnex		

Memot Long Section

Reference is made to the Company's ASX releases dated 18 April 2024, 30 October 2023, 4 July 2023, 28 April 2023, 31 January 2023, 31 October 2022, 7 October 2022, 29 July 2022, 29 April 2022 and 30 January 2022.

Memot Gold Project – Potential High Grade Second Operation

Memot Gold Project Stage 1 Maiden Open Pit Resource released December 2023:

- Stage 1 Maiden Memot Gold Project Open Pit Inferred Resource of 8Mt @ 1.84g/t Au for 470koz;
- Maiden resource delivered based on 19,217m of drilling, drill density of 100m x 50m-100m;
- Stage 2 program of 50,000m commenced early 2024, drill density of 50m x 25m-50m for full grade value;
- 28,746m completed to date with updated resource (interim) on track for delivery 2nd half calendar 2024;
- Current mineralisation remaining open in all directions, including at depth;
- Work to date supports Emerald's view that Memot has the potential to be a second standalone operation for the Company in Cambodia.

Drilling results on the Memot Gold Project include the following:

Historical Results

- 0.3m @ 145.00g/t Au from 14.2m (ML3);
- 3.54m @ 10.30g/t Au from 0m (ZK8-1);
- 0.3m @ 96.00g/t Au from 12.7m (ML7);
- 4m @ 5.98g/t Au from 7m (ML8);
- 0.3m @ 76.5g/t Au from 10.7m (ML6);
- 3.8m @ 5.46g/t Au from 0m (ZK12-7);
- 0.3 @ 59.70g/t Au from 8.2m (ML1);

Recent EMR results

- 5m @ 15.36g/t Au from 210m (DD23MMT136);
- 4m @ 13.49g/t Au from 63m (RC24MMT158);
- 2m @ 23.29g/t Au from 131m (DD23MMT090);
- 3m @ 13.95g/t Au from 72m (RC24MMT159);
- 1m @ 37.20g/t Au from 33m (DD21MMT005);
- 4m @ 8.06g/t Au from 151m (DD22MMT080W);
- 1m @ 31.70g/t Au from 49m (DD21MMT010);



Refer to the Company's ASX Announcements 18 April 2024, 30 October 2023, 4 July 2023, 28 April 2023, 31 January 2023, 29 April 2022 and 31 January 2022.

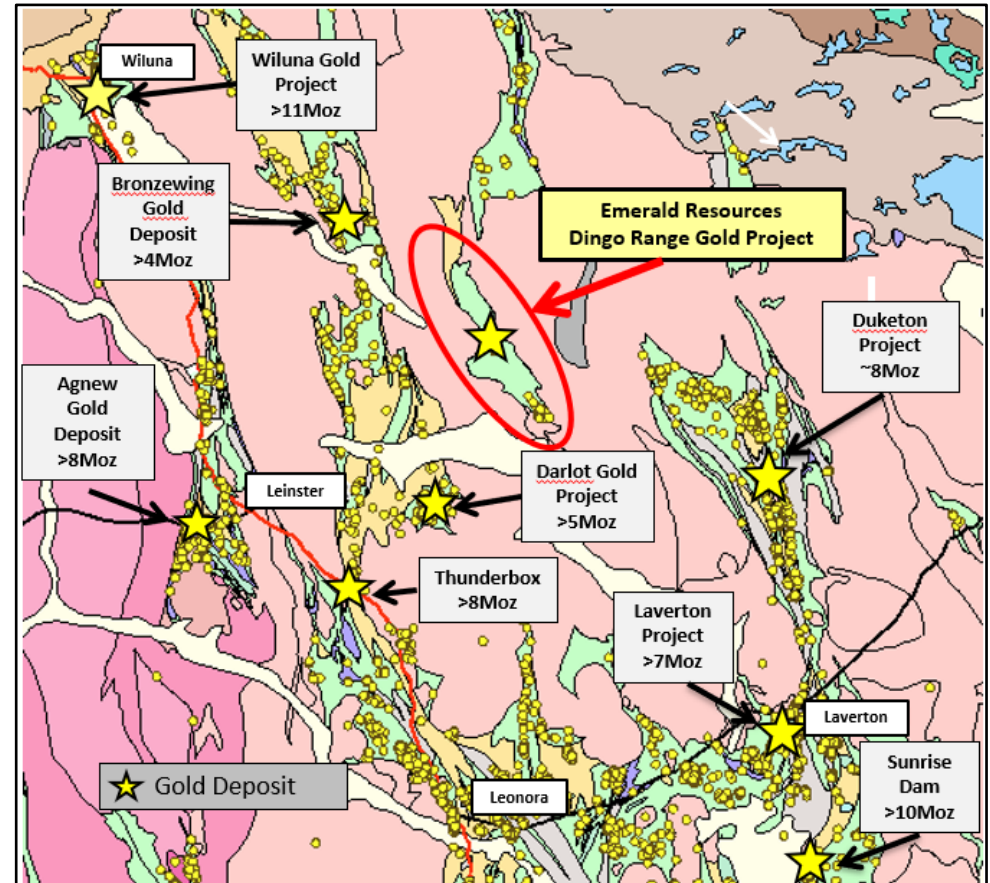
Australian Growth (EMR: 100%)

- Two projects with 1,200 km² of prospective tenure;
- Dingo Range Gold Project 800km² of tenure covering entire Dingo Range Greenstone Belt;
- 6.4km Boundary-Bungarra mineralised zone;
- Feasibility studies continue in advance of investment decision late 2024.

Australia Gold Projects

- Emerald holds two Western Australian gold projects, totaling in excess of 1,200km² of highly prospective gold tenure;
- Their most advanced project is the Dingo Range Gold Project:
 - located in Western Australia, within one of the world's richest and most established gold regions;
 - covers in excess of 800km² of the entire Dingo Range greenstone belt;
 - in excess of 100 million ounces of gold has been produced or discovered in the areas surrounding the project.
- An additional project comprising of the Southern Cross Gold Project and the Aurora Gold Project which cover over 400km² of tenure.

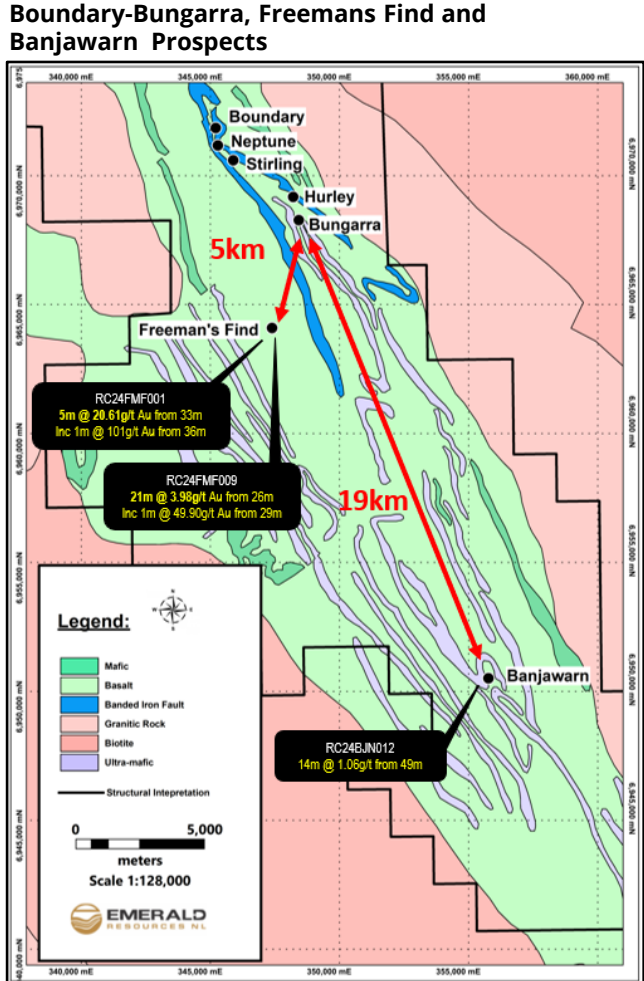
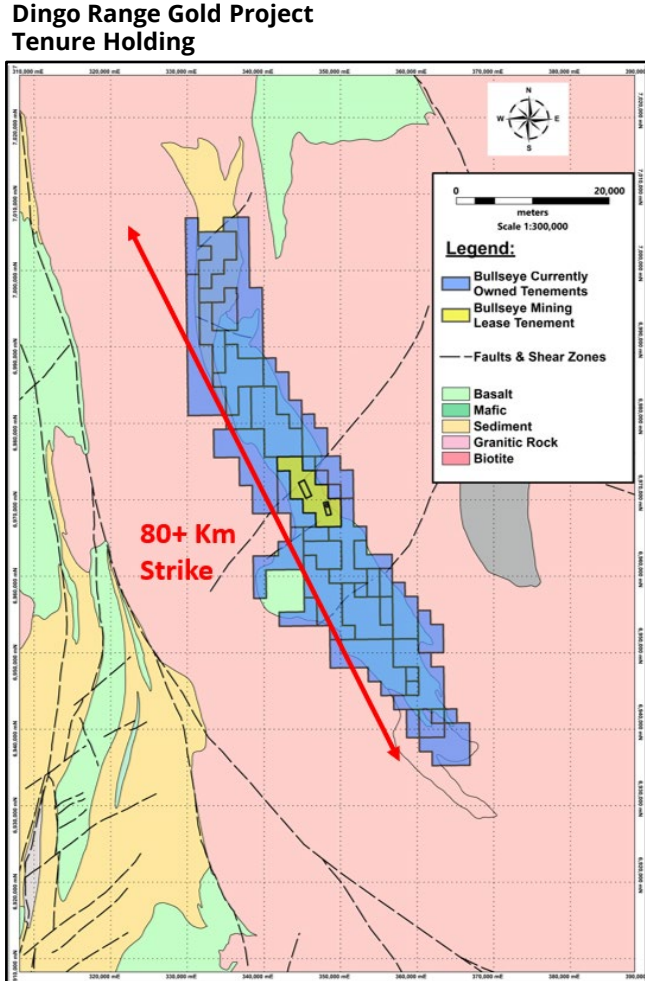
Dingo Range Gold Project Location



Dingo Range Gold Project – Boundary-Bungarra Prospect

The Dingo Range Gold Projects most advanced prospect is the Boundary-Bungarra Prospect:-

- Four granted mining licences covering 36km² over the Boundary-Bungarra Prospect;
- JORC compliant resource calculated in 2015 based on limited shallow (average to approx. 120m) drilling;
- Significant additional drilling undertaken subsequent to existing resource, adding to the resource base;
- Expectation of significant resource growth with current drilling program.



Dingo Range – Boundary-Bungarra Prospect Drilling Programme:

- 98,000m resource definition drilling program underway, 86,134m completed to date;
- Following up existing significant results across ~114,000m of existing drilling, completed to an average depth of ~120m.

Significant intersections over the Boundary-Bungarra Prospect to date include:

Boundary

5m @ 60.25g/t Au from 171m (WDDH8);
45m @ 6.07g/t Au from 73m (BDRC058);
27m @ 9.34g/t Au from 153m (BDRC035);
53m @ 3.44g/t Au from 66m (WRC17) (EOH);
47m @ 3.42g/t Au from 93m (BDRD0025);
30m @ 5.16g/t Au from 151m (WDDH10);
19m @ 7.89g/t Au from 58m (BRC1002);
8m @ 17.14g/t Au from 38m (BDRC060);
40m @ 3.17g/t Au from 55m (BDRD0022);
27m @ 4.53g/t Au from 62m (BDRC014);
9m @ 13.55g/t Au from 42m (WDDH1);
30m @ 3.82g/t Au from 179m (BDRD0043);
9m @ 12.55g/t Au from 42m (WRC23);
27m @ 4.07g/t Au from 62m (BDRD0094);
23m @ 4.16g/t Au from 73m (BDRC061);
24m @ 3.88g/t Au from 20m (DRP176) (EOH);
49m @ 1.89g/t Au from 74m (BDRD0061);
45m @ 2.01g/t Au from 62m (BDRD0010).

Bungarra

14m @ 31.46g/t Au from 33m (LAVRD0126);
19m @ 13.41g/t Au from 32m (DRP495);
17m @ 13.28g/t Au from 49m (LAVRD0132);
3m @ 67.37g/t Au from 30m (BFRC15);
5m @ 39.41g/t Au from 31m (LAVRD0133);
9m @ 17.02g/t Au from 33m (BFRC13);
6m @ 23.26g/t Au from 89m (LAVRD0054);
9m @ 15.45g/t Au from 39m (LAVRD0142);
14m @ 9.74g/t Au from 30m (LAVGW0003);
9m @ 14.58g/t Au from 75m (LAVRD0054);
6m @ 19.28g/t Au from 53m (LAVRD0135);
8m @ 12.38g/t Au from 48m (LAVRD0054);
6m @ 16.16g/t Au from 59m (LAVRD0156);
4m @ 23.78g/t Au from 49m (LAVGW0002).

Hurleys

12m @ 3.30g/t Au from 13m (HRRD0020);
12m @ 2.77g/t Au from 47m (HRRD0050);
3m @ 9.00g/t Au from 62m (HRRD0062);
9m @ 2.27g/t Au from 64m (HRRD0032).

Neptune

26m @ 6.95g/t Au from 40m (NPRD0039);
16m @ 10.10g/t Au from 63m (NPRD0026);
25m @ 5.24g/t Au from 0m (NPGC0053);
17m @ 7.44g/t Au from 29m (NPRD0007);
33m @ 3.82g/t Au from 37m (NPMD1019);
40m @ 2.98g/t Au from 14m (NPGC0025);
22m @ 4.87g/t Au from 17m (NPRD0056);
15m @ 6.60g/t Au from 67m (NPMD1007);
3m @ 29.85g/t Au from 45m (NPMD1026);
6m @ 14.24g/t Au from 37m (NPGC0018);
9m @ 9.44g/t Au from 82m (NPRD0078);
9m @ 9.36g/t Au from 7m (NPGC0045);

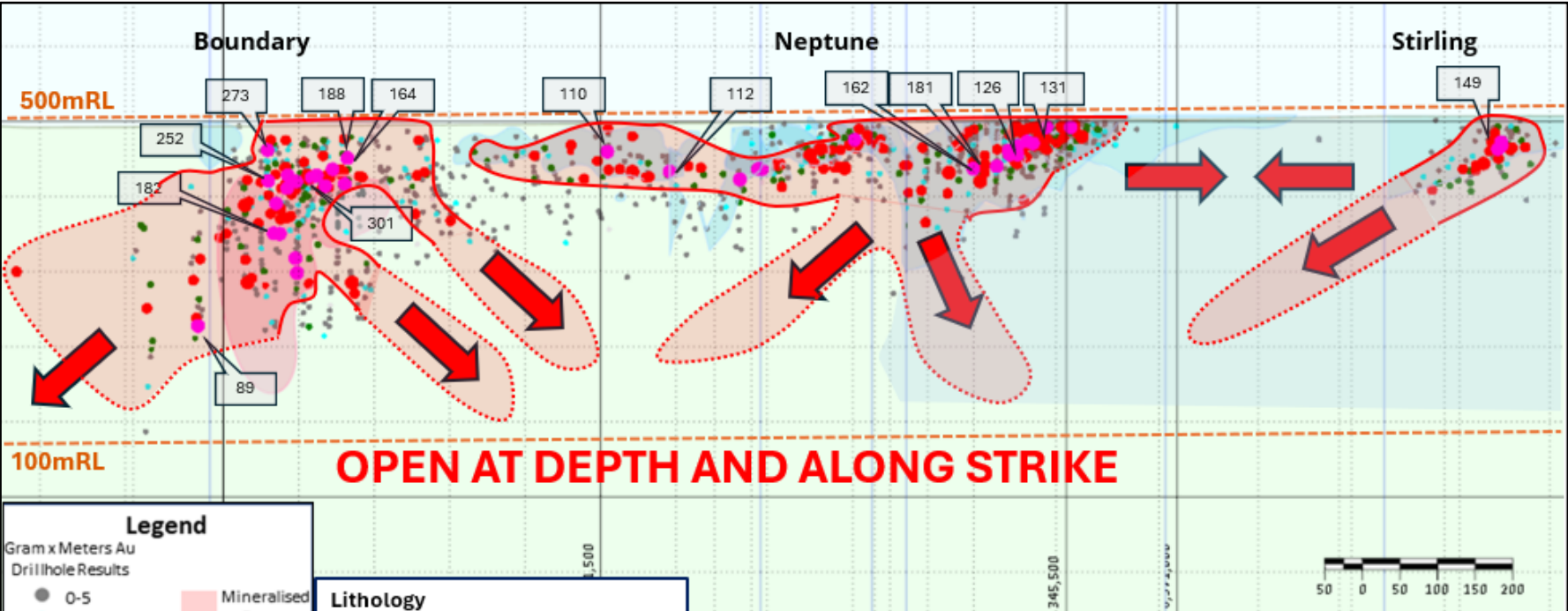
Stirling

26m @ 5.83g/t Au from 33m (STRD0016);
38m @ 2.62 g/t Au from 16m (SRC7);
31m @ 2.75g/t Au from 35m (STRD0008);
27m @ 2.30g/t Au from 59m (STRD0007);
27m @ 2.25g/t Au from 31m (STRD0019).

* Blue highlighted intersections >100 gram x meters

Dingo Range – Boundary-Bungarra Long Sections

Long Section of the Boundary, Neptune and Stirling Prospects



OPEN AT DEPTH AND ALONG STRIKE

Legend

Gram x Meters Au
Drillhole Results

- 0-5
- 5-10
- 10-20
- 20-80
- >80

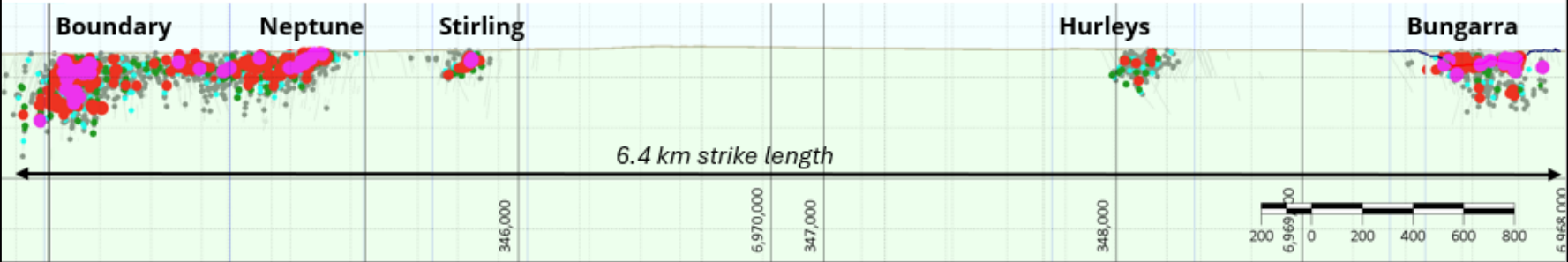
Mineralised Zones

Oblique Long Section +/- 20m

Lithology

- Volcanics/Sediments
- Intrusions (Diorite-Gabbro)
- Banded Iron Formation

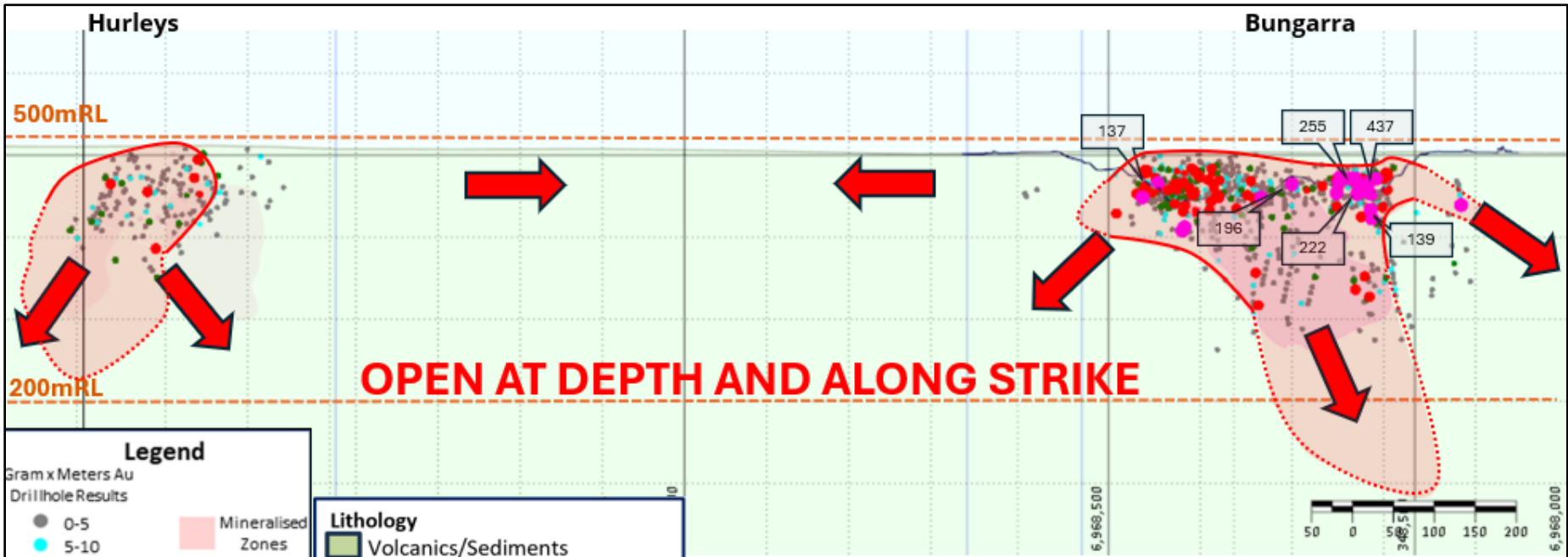
Boundary to Bungarra Project Scale Long Section



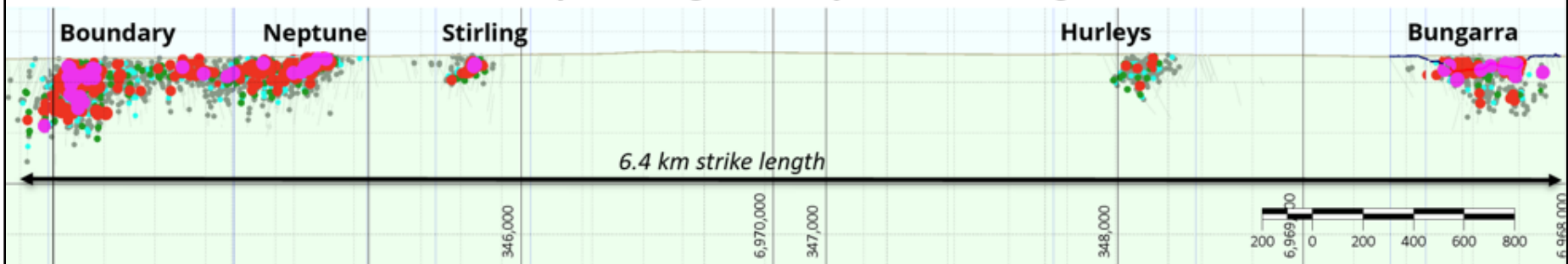
Refer to the Company's ASX Announcement dated 15 July 2022, 7 October 2022, 4 July 2023 and 30 October 2023

Dingo Range – Boundary-Bungarra Long Sections

Long Section of the Hurleys and Bungarra Prospects



Boundary to Bungarra Project Scale Longsection



Refer to the Company's ASX Announcement dated 15 July 2022, 7 October 2022, 4 July 2023 and 30 October 2023.

Emerald is to have a (net) positive impact on near-mine environmental and social values through:

- Setting the benchmark for an environmentally & socially responsible, sustainable and transparent mining industry in Cambodia;
- **Commitment to carbon neutral operations in Cambodia:**
 - **Funds committed for tangible operational outcomes to fully offset carbon emissions;**
 - **Annual accrual to be reviewed annually based on projected emissions; and**
 - **~US\$650k accrued for the 2023 and 2024 financial year impacts.**
- Achieving compliance with corporate governance, international guidelines & local laws;
- Significant funding commitments including establishing the Mineral Fund for Community Development;
- Partnership with the Phnom Prich Wildlife Sanctuary to strengthen law enforcement and wildlife protection, including protecting 9,000ha of project Biodiversity Offset Sites established within the sanctuary;
- Comprehensive EMS & environmental monitoring program;
- Identifying community needs and providing support including the School Nursery Program, water wells, sanitation, village road safety and donations; and
- Internal and external auditing processes.



Community Development Legacy

- ✓ Improved access to markets, health care and schools;
- ✓ Transferable workplace skills;
- ✓ Improved access to water;
- ✓ Upskilled regulators;
- ✓ Post mining programs; and
- ✓ Re-established endangered tree species.

Key Takeaways

RIGHT TEAM	<ul style="list-style-type: none">▪ Board and management team - development and operation - with a history of delivery:<ul style="list-style-type: none">- History of delivering in development and operation;- Board and management aligned with shareholders.
PRODUCING ASSET WITH GOLD EXPOSURE	<ul style="list-style-type: none">▪ Okvau Gold Mine (100%) – producing asset with robust cash flows:<ul style="list-style-type: none">- Producing asset with robust cash flows;- Unhedged gold resources with a clear pathway to short term resource growth.
ORGANIC GROWTH	<ul style="list-style-type: none">▪ Australia:<ul style="list-style-type: none">- Dingo Range Gold Project 800km² of tenure covering entire Dingo Range Greenstone Belt;- Feasibility studies continue in advance of investment decision late 2024.▪ Cambodia:<ul style="list-style-type: none">- Memot Gold Project – high grade second operation- Okvau reserve expansion;- Okvau near mine - Samnang, Preak Klong and Antrong.

Emerald on the path of becoming a multiple mine, + 300koz pa gold producer with no further dilution to shareholders



Thank You